

SPECIFICATIONS

Material	Silicone Rubber
Speed	3200 RPM/min
4 Vibration Levels	Low, Medium, High, and Pulse Vibration
Battery:	Lithium-ion, 2000 mAh
Charging Type	DC 5V/2A, USB- C Cord
Rated Voltage:	7.4V DC
Charging Time:	4 hours
Working Time:	4 hours
Product Weight	1.50 lbs 0.68 kg
Product Diameter	6.6 in (w) x 3.7 in (h) 16.9 cm (w) x 9.4 cm (h)

PACKAGE INCLUSIONS:

Vibrating Peanut Massage Ball,
USB Type-C Cable, User Manual

SAFETY GUIDELINES

- Usage Instructions: Apply gentle pressure for up to 1-2 minutes per area.
- Target Areas: Use on soft tissue at high speeds; avoid the head, bones, and joints.
- Discontinue Use: Stop immediately if you experience pain or discomfort.
- Care & Maintenance: Keep the device dry, avoid submersion in water, and supervise while charging.

ZeenKind
Healthcare

VIBRATING PEANUT MASSAGE BALL



www.zeenkind.com
support@zeenkind.com

FEATURES:



Battery Indicator

High Efficiency
2000 mAh battery

Power Button

Long press for ON/OFF

Medium Level 2 intensity

2400 rpm/min

Pulsation Mode

1500-3200 rpm/min

Low Level 1 intensity

1500 rpm/min

High Level 3 intensity

3200 rpm/min

Charging Port

Charging time: 240 min
Working time: 240 min

2

USAGE GUIDE:


1. Press and hold the power button for 3 seconds to turn it on. The device will start at Low Vibration.
2. Short-press the power button to switch the speed from Low to Medium, High, or Pulse Vibration.
3. Gently apply the massager to the desired areas of your body for relief.
4. Press and hold the power button for 3 seconds to turn it off.

CHARGING GUIDE:

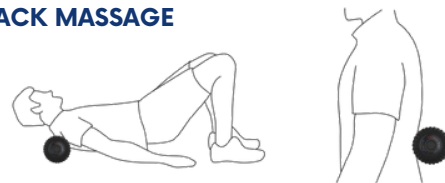
1. Connect the USB-C cable to the charging port, then plug the other end into a power source.
2. The battery indicator will flash while charging.
3. When fully charged, the indicator stops flashing and stays on.

3

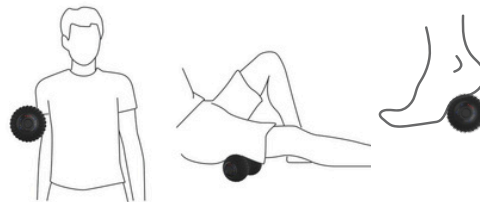
NECK MASSAGE



BACK MASSAGE



ARM, LEG & FOOT MASSAGE



4