


English Sound Book USER GUIDE

BUTTONS




**Activate
the Page**



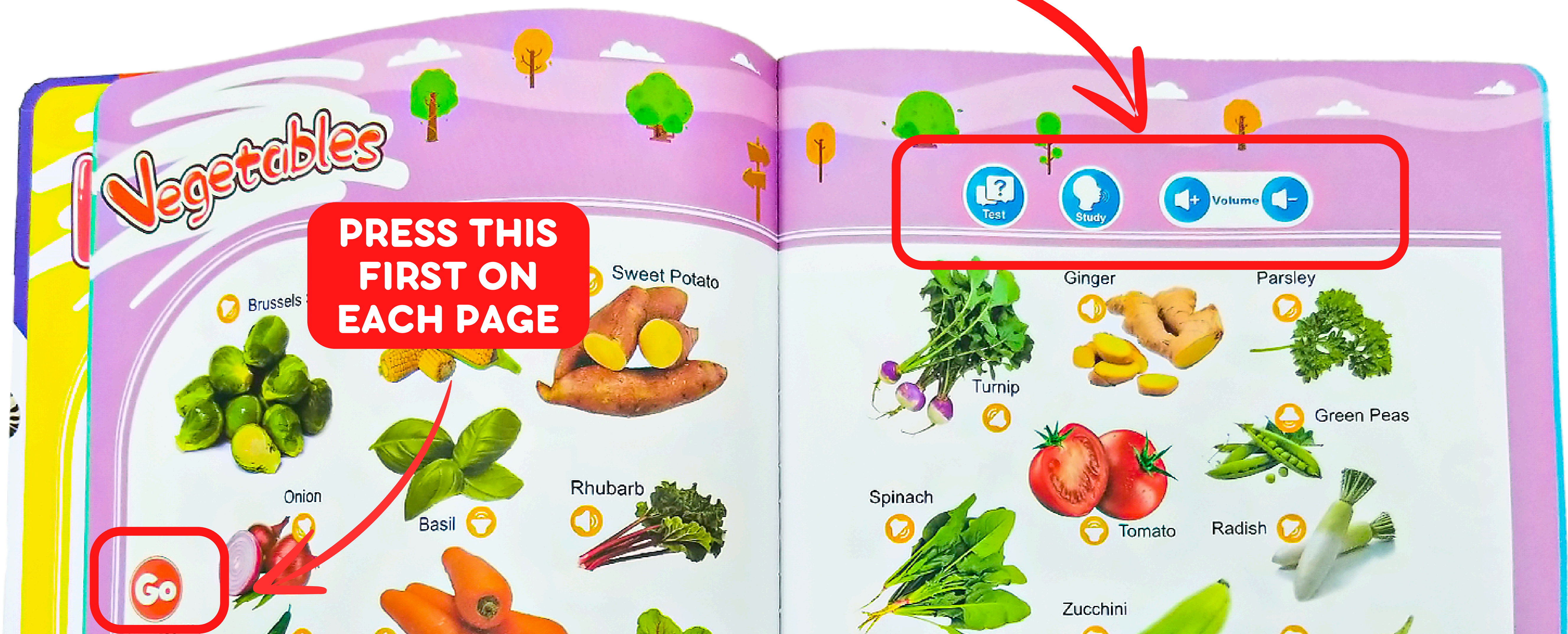
**Auto-Reads
all Words on
the Page**



**Question &
Answer
Mode**



**Adjust
Volume +/-**



HOW TO START

1. Switch the button to turn on/ off.



2. Tap **'GO'** on **each page** to start. Otherwise the last sound will just repeat.

! IMPORTANT

2. Firmly press the graphics on the box to hear the audio.



BATTERY



Requires 3 AAA
batteries (not included).



Replace the batteries if you hear any
sound defects. Fresh batteries ensure the
best performance.