


# English Sound Book USER GUIDE

# BUTTONS




**Activate the Page**



**Auto-Reads all Words on the Page**




**Question & Answer Mode**



**Adjust Volume +/-**



**PRESS THIS FIRST ON EACH PAGE**



# HOW TO START



1. Switch the button to turn on/ off.



## IMPORTANT!

2. Tap the "GO" button on each page before starting.



3. Firmly press the graphics to play the audio.

# BATTERY

**!** Requires 3 AAA batteries (not included).

## REMINDER!

If you hear any sound defects or irregularities, it's time to replace the batteries. Fresh batteries ensure the best performance.

